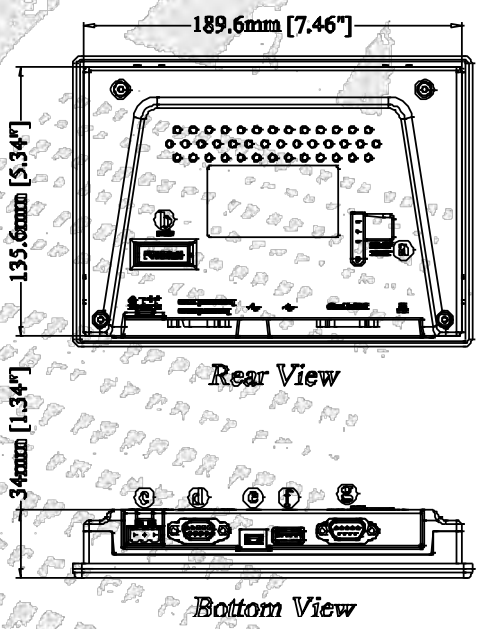
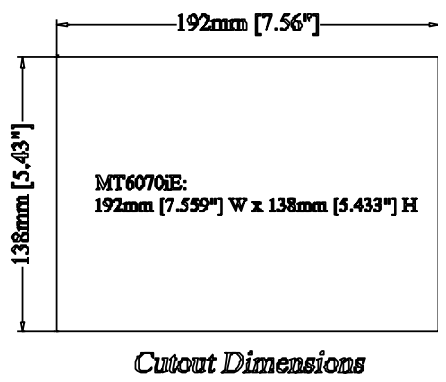
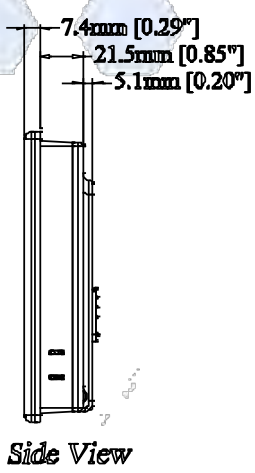
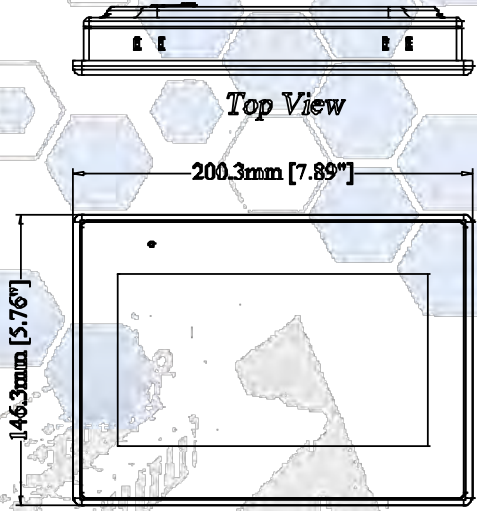




◆ Features

- 7" 800x480 TFT LCD, LED Backlight
- Slim design
- Fan-less Cooling System
- USB Client Port for downloading projects.
- COM1 and COM3 [RS485]2W support MPI 187.5K, please use one at one time
- NEMA4/IP65 Compliant Front Panel

Display	Display	7" TFT
	Resolution	800 x 480
	Brightness (cd/m ²)	350
	Contrast Ratio	500:1
	Backlight Type	LED
	Backlight Life Time	>30,000 hr.
	Colors	16M
Touch Panel	Type	4-wire Resistive Type
	Accuracy	Active Area Length(X)±2%, Width(Y)±2%
Memory	Storage(MB)	128
	RAM (MB)	128
Processor		Cortex A8 32Bit RISC 600MHz Processor
I/O Port	USB Host	USB 2.0 x 1
	USB Client	USB 2.0 x 1
	Ethernet	N/A
	COM Port	Com1: RS-232/RS-485 2w/4w, Com3:RS-485 2w
RTC		Built-in
Power	Input Power	24±20% VDC
	Power Consumption	350mA@24VDC
	Voltage Resistance	500VAC (1 min)
	Isolation Resistance	Exceed 50MΩ at 500VDC
	Vibration Endurance	10 to 25Hz(X,Y,Z direction 2G 30 minutes)
Specification	Enclosure	Plastic
	Dimensions WxHxD	200.3 x 146.3 x 34mm
	Panel Cutout (mm)	192 x 138
	Weight (kg)	Approx.0.6 kg
Environment	Protection Structure	NEMA4 / IP65
	Storage Temperature	-20°~60°C (-4° ~ 140°F)
	Operating Temperature	0° ~ 50°C (32° ~ 122°F)
	Relative Humidity	10% ~ 90% @ 40°C (non-condensing)
Certificate	CE	EN 55022:2010 Class B EN 55024:2010 EN 61000-3-2:2006+A2:2009 EN 61000-3-3: 2008 AS/NZS CISPR 22:2009+A1:2010
Software		EasyBuilder Pro V3.00.04 or later versions



a	DIP SW & Reset Button
b	Fuse
c	Power Connector
d	Com1 RS485 2W/4W, Com3 RS485 2W
e	USB Client
f	USB Host
g	Com1 RS232

Ordering Information

□ **MT6070iE:**
7" 800x480 TFT LCD HMI, Built-in 128MB flash memory/128MB DDR2 RAM

COM PORT1

PIN#	Symbol	COM1[RS232]
1	Not used	
2	RxD	Received Data
3	TxD	Transmitted Data
4	Not used	
5	GND	Signal Ground
6	Not used	
7	RTS	Ready to send output
8	CTS	Clear to send input
9	Not used	

COM PORT2

PIN#	Symbol	COM1 [RS485]2w	COM1 [RS485]4w	COM3 [RS485]
1	Rx-	Data-	Rx-	
2	Rx+	Data+	Rx+	
3	Tx-		Tx-	
4	Tx+		Tx+	
5	GND	Ground		
6	Not used			
7	Data-			Data-
8	Data+			Data+
9	GND			Ground